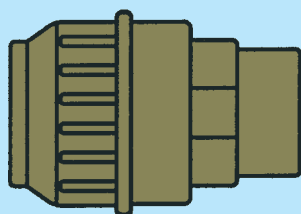


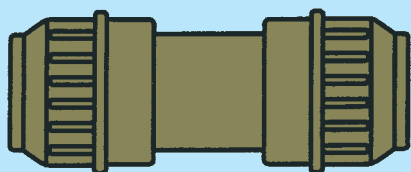
ENLACE ROSCA MACHO

MED.	ø20 1/2	ø25 3/4	ø32 1"	ø40 1/4	ø50 1/2	ø63 2"
REF.	30020	30025	30032	30040	30050	30063
U/C	50	30	20	18	15	8
EUROS						




ENLACE ROSCA HEMBRA

MED.	ø20 1/2	ø25 3/4	ø32 1"	ø40 1/4	ø50 1/2	ø63 2"
REF.	30120	30125	30132	30140	30150	30163
U/C	50	30	20	18	15	8
EUROS						



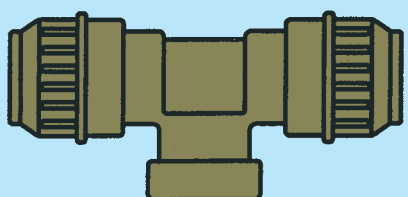
ENLACE RECTO

MED.	ø20 1/2	ø25 3/4	ø32 1"	ø40 1/4	ø50 1/2	ø63 2"
REF.	30520	30525	30532	30540	30550	30563
U/C	30	25	15	10	8	5
EUROS						



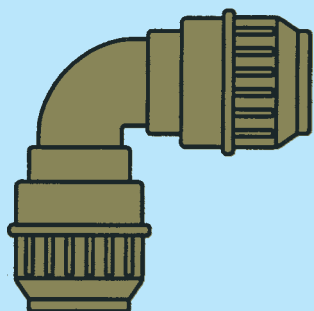
T 3 BOCAS

MED.	ø20 1/2	ø25 3/4	ø32 1"	ø40 1/4	ø50 1/2	ø63 2"
REF.	30420	30425	30432	30440	30450	30463
U/C	15	13	6	5	3	2
EUROS						



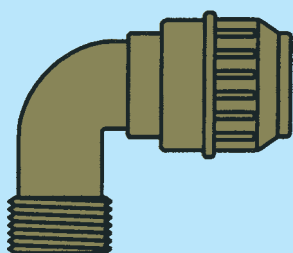
DERIVACIÓN T ROSCA HEMBRA

MED.	ø20 1/2	ø25 3/4	ø32 1"	ø40 1/4	ø50 1/2	ø63 2"
REF.	30220	30225	30232	30240	30250	30263
U/C	20	15	10	7	4	3
EUROS						



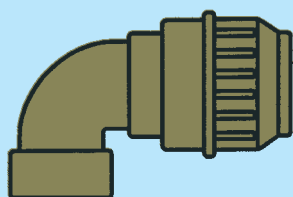
CODO 90°

MED.	ø20 1/2	ø25 3/4	ø32 1"	ø40 1/4	ø50 1/2	ø63 2"
REF.	30320	30325	30332	30340	30350	30363
U/C	30	18	8	8	5	3
EUROS						



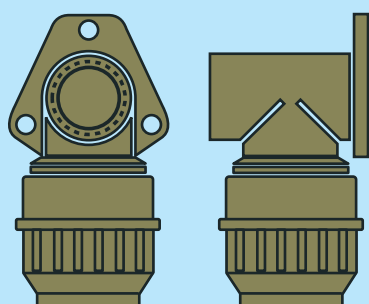
CODO 90° ROSCA MACHO

MED.	ø20 1/2	ø25 3/4	ø32 1"	ø40 1/4	ø50 1/2	ø63 2"
REF.	30920	30925	30932	30940	30950	30963
U/C	40	25	15	12	8	5
EUROS						



CODO 90° ROSCA HEMBRA

MED.	ø20 1/2	ø25 3/4	ø32 1"	ø40 1/4	ø50 1/2	ø63 2"
REF.	30820	30825	30832	30840	30850	30863
U/C	40	25	13	12	8	5
EUROS						



PLACA GRIFO

MED.	ø20 1/2	ø25 3/4"	ø32 1"			
REF.	30620	30625	30632			
U/C	50	45	25			
EUROS						